

**CAMBRIDGE**  
**UNIVERSITY PRESS**

***eBook***

***Collection***

使用手冊

# 目錄

I. 收錄內容.....	2
II. 檢索功能.....	3
1. 檢索.....	3
2. 檢索結果.....	3
III. 瀏覽功能.....	4
1. 依專輯瀏覽.....	4
2. 依書籍瀏覽.....	5
IV. 書籍閱覽.....	6
1. Summary.....	6
2. Table of Contents & extended information.....	6
3. Start reading now.....	7
V. 閱讀與管理工具.....	8
1. 閱讀工	

具.....	8
A. Email.....	8
B. Highlight.....	8
C. Copy.....	8
D. Note.....	9
E. Bookmark.....	9
F. Download.....	10
G. More tools.....	11
2. 管理工 具.....	12
A. Content.....	12
B. Search.....	13
C. Notes.....	13
D. Bookmarks.....	14
Help.....	14

## I. 收錄內容

由劍橋大學出版社編輯群選擇具專業和學術性的圖書，收錄科學及人文社會科學領域共分為 14 個專輯，收錄年限由 2002 年至 2007 年，提供使用者近年來出版最佳的圖書資源，提升整體研究價值。

收錄專輯		專輯細項說明
Engineering Collection		著重在電子工程，也包括機械與化學工程的書籍
Literature Two Collections	English Literature	所收錄的書籍涵括英語文學中重要的關鍵研究
	English & comparative literature.	
Environmental Science Collection		環境科學: 收錄包含在氣候與環境研究中，劍橋大學所發表屬於領先地位的書籍
Mathematics Collections	Pure Maths	純數
	Applied Maths	應用數學
Physics Collection		物理
Business and Management Collection		商業管理
Life Science Collection		生命科學: 包含生物及生物科學
Politics Two Collections	Political Theory and International Relations	劍橋出版社被評為世界上出版政治相關出版物中最好的出版社，因此在此收錄書籍之質量是無與倫比的。
	Comparative Politics and Government.	
Economics Collections	Macro and Micro	經濟學基礎、總體經濟學
	International , Finance and Political economy	國際經濟、經濟財政學
Language and Linguistics Collection		語文及語言學

## II. 檢索功能

### 1. 檢索

進入 Cambridge eBook Collections 首頁後，在畫面中的空格可輸入檢索詞進行檢索，可檢索欄位為書名、作者、關鍵字、ISBN 和主題，而在下方可選擇要檢索所有或特定專輯。

在空格中輸入檢索詞再點選 Search 進行檢索，也可以利用下拉式選單來限定要找的專輯範圍。

### 2. 檢索結果

符合所輸入的檢索詞，其檢索結果會如下圖所示，而檢索詞會以黃底字標注出來。在檢索結果畫面左方，您可以針對檢索結果進行限定範圍縮小查詢或進行排序。點選要觀看的書名，即可進入該書籍的全紀錄頁面。

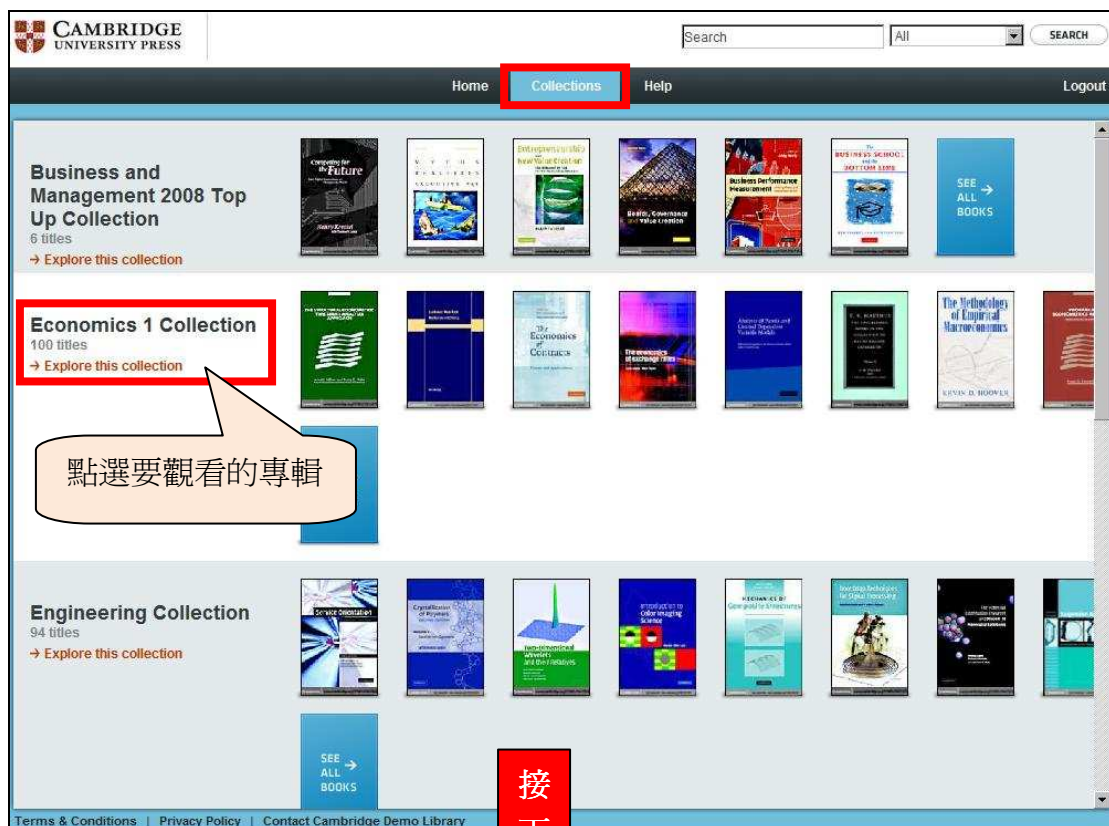


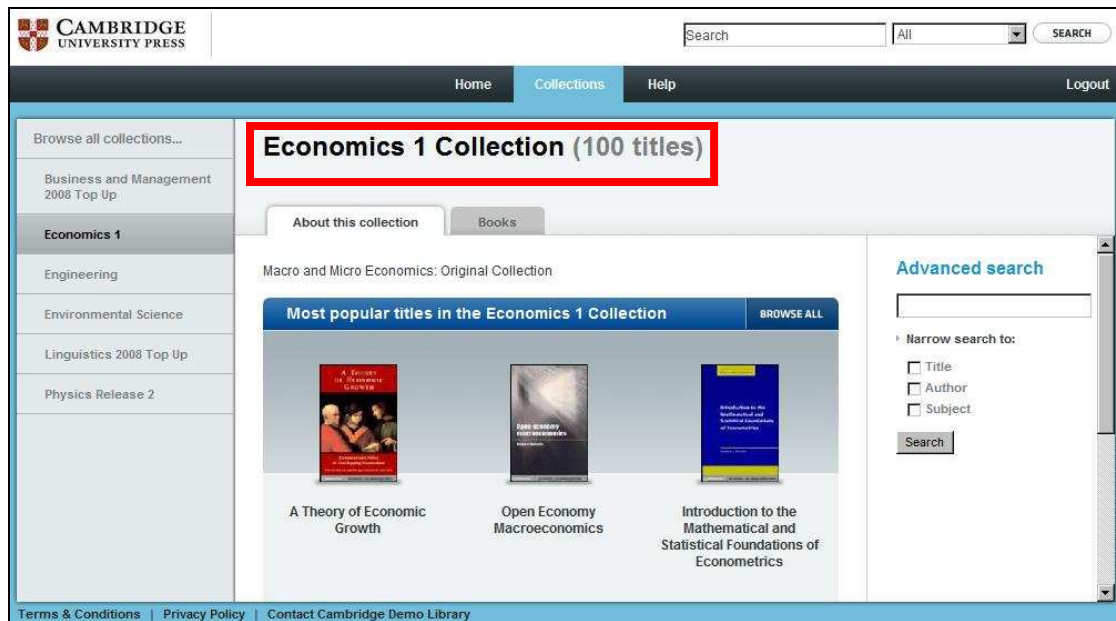
### III. 瀏覽

使用者可使用瀏覽功能來查找所需要的書籍，點選首頁中的 Collections 連結進入瀏覽畫面。

#### 1. 依專輯瀏覽

在此會列出該專輯中所收錄的書籍總數，您只要點選欲瀏覽的專輯名稱，即可進入該專輯頁面。





## 2. 依書籍瀏覽

點選 Books 連結或是 Browse All，則可依照書籍瀏覽。



The screenshot shows the Cambridge University Press website interface. At the top, there is a search bar and navigation links for Home, Collections, Help, and Logout. The main content area is titled 'Economics 1 Collection (100 titles)'. On the left, a sidebar menu is highlighted with a red box, containing options like 'Browse all collections...', 'Business and Management 2008 Top Up', 'Economics 1', 'Engineering', 'Environmental Science', 'Linguistics 2008 Top Up', and 'Physics Release 2'. The main table lists books with columns for Title, Author, Publish Date, Dewey | LCC, Subject, and LCSH. The first row is highlighted, and its title 'A Theory of Economic Growth' is also highlighted with a red box. A callout bubble points to this title with the text: '點選要觀看的書籍名稱連結，即可進入該書籍完整紀錄畫面'.

在這裡，每一本書均會提供其詳細的資訊，如作者、出版日期和主題等。您也可點選左方的” Browse All Collection....” 或點選要瀏覽的專輯來快速跳轉至其他專輯來觀看其收錄內容。

#### IV. 書籍閱覽

無論您是從檢索結果中或是從書籍瀏覽清單中點選書名連結，均會進入該書籍的資訊頁面。

##### 1. Summary

在此會顯示該書籍的簡介及相關資訊，如：出版社及出版日期等。



The screenshot shows the Cambridge University Press website interface. At the top, there is a search bar and navigation links for Home, Collections, Help, and Logout. The main content area displays the book 'Applied Choice Analysis' by Hensher, David A.; Rose, John M.; and Greene, William H. Below the book title, there are three tabs: 'Return to collection', 'Summary', and 'Table of contents & extended information'. The 'Summary' tab is highlighted with a red box. The 'Book synopsis' section provides a brief overview of the book's content. To the right, there is a table of metadata including the publisher (Cambridge University Press), edition, publication date (2 June 2005), and ISBNs for both the ebook and print versions. A 'Start reading now...' button is also visible.

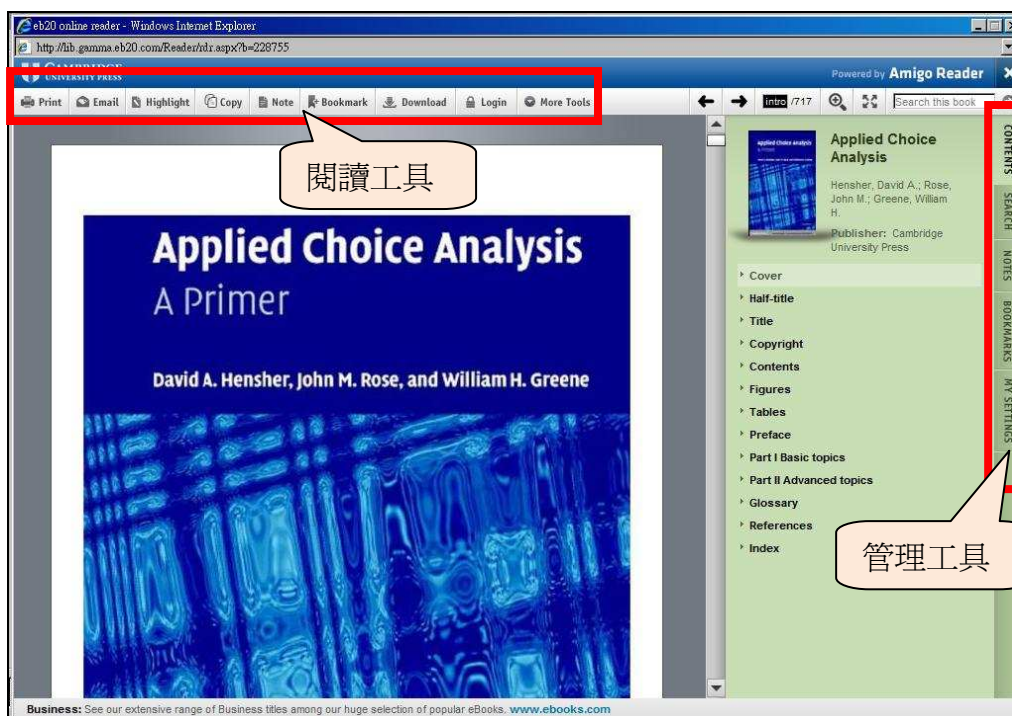
## 2. Table of Contents & extended information

在這裡可以看到更完整的書籍資訊及目錄內容。

This screenshot shows the same book page as the previous one, but with the 'Table of contents & extended information' tab highlighted in a red box. The page is divided into two main sections: 'Table of contents' and 'Extended information'. The 'Table of contents' section lists various parts of the book, including the cover, half-title, title, copyright, contents, figures, tables, preface, and two parts of basic and advanced topics, followed by a glossary and references. The 'Extended information' section provides detailed metadata, including the authors (Hensher, David A.; Rose, John M.; Greene, William H.), publisher (Cambridge University Press), edition, publication date (2 June 2005), and multiple ISBNs for the ebook and print versions. It also lists the product ID, language (English), and the total number of pages (743).

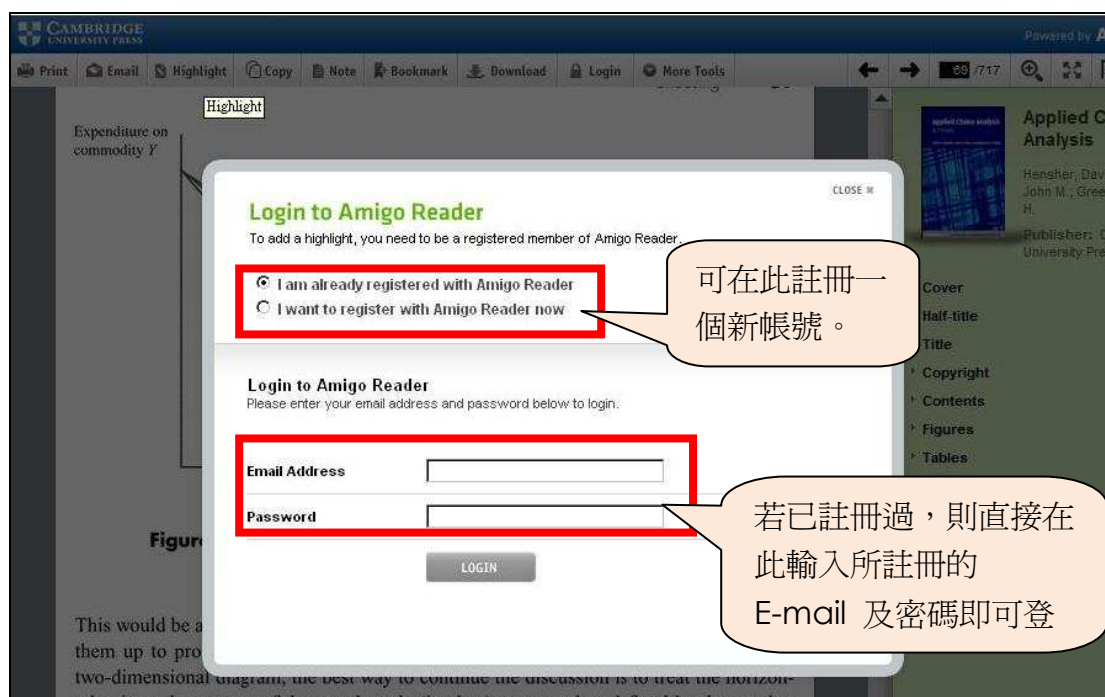
## 3. Start reading now...

如要閱讀該書籍的內容，只需點選” Start reading now ...” 即可。在頁面上方及右方，均有一些工具可供使用者利用，如依照目錄來跳轉，或是列印、e-mail 等。



## V. 閱讀與管理工具

(上圖) 要使用該閱讀器的工具需註冊 Amigo Reader 帳號，註冊後即可使用。點選上方的工具會彈出一對話視窗，若已註冊則輸入註冊時的電子信箱及密碼即可。若尚未註冊也可在此註冊個人帳號來使用。

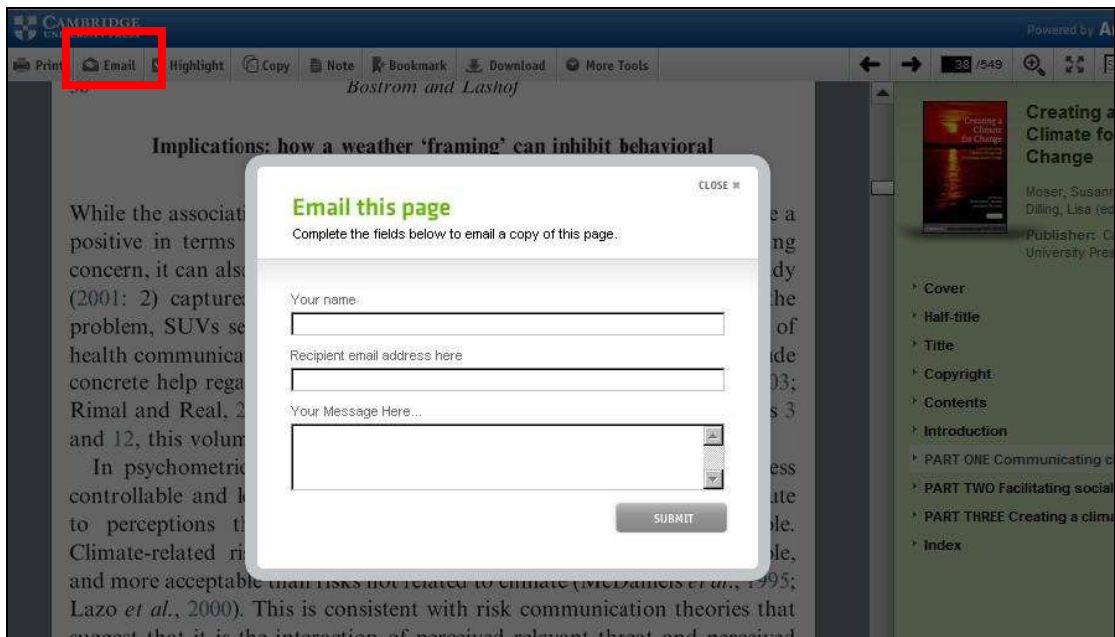


### 1. 閱讀工具

#### A. E-mail

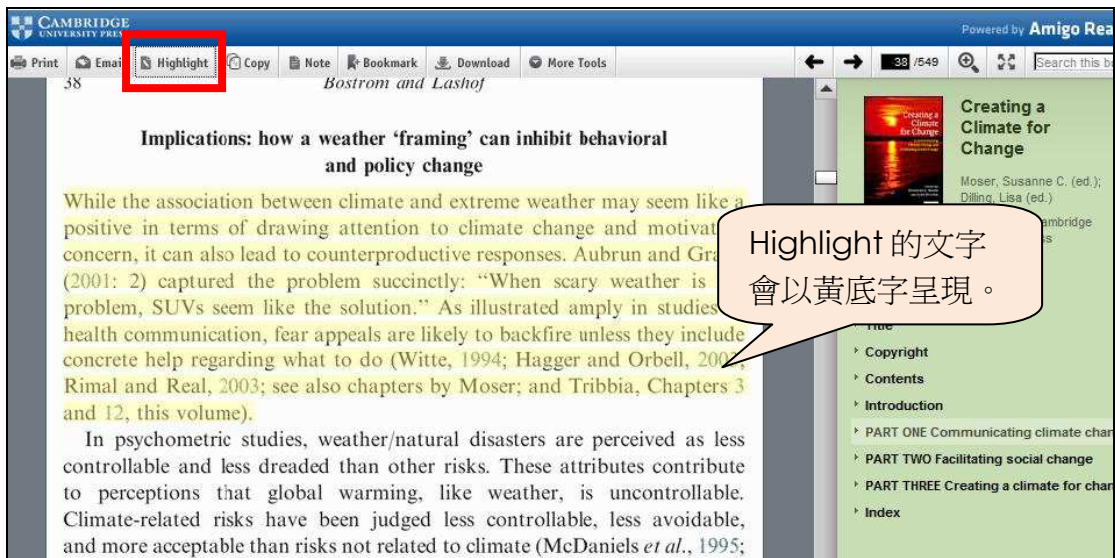
點選工具列中的 Email 圖示後，即會出現該視窗，在此輸入您要寄送的 Email 地址來將該頁面寄至您所輸入的電子信箱，最下面的空格中，您

可以在此寫入您的訊息。



## B. Highlight

您可將所選中的文字段落 Highlight 將其標注出來。



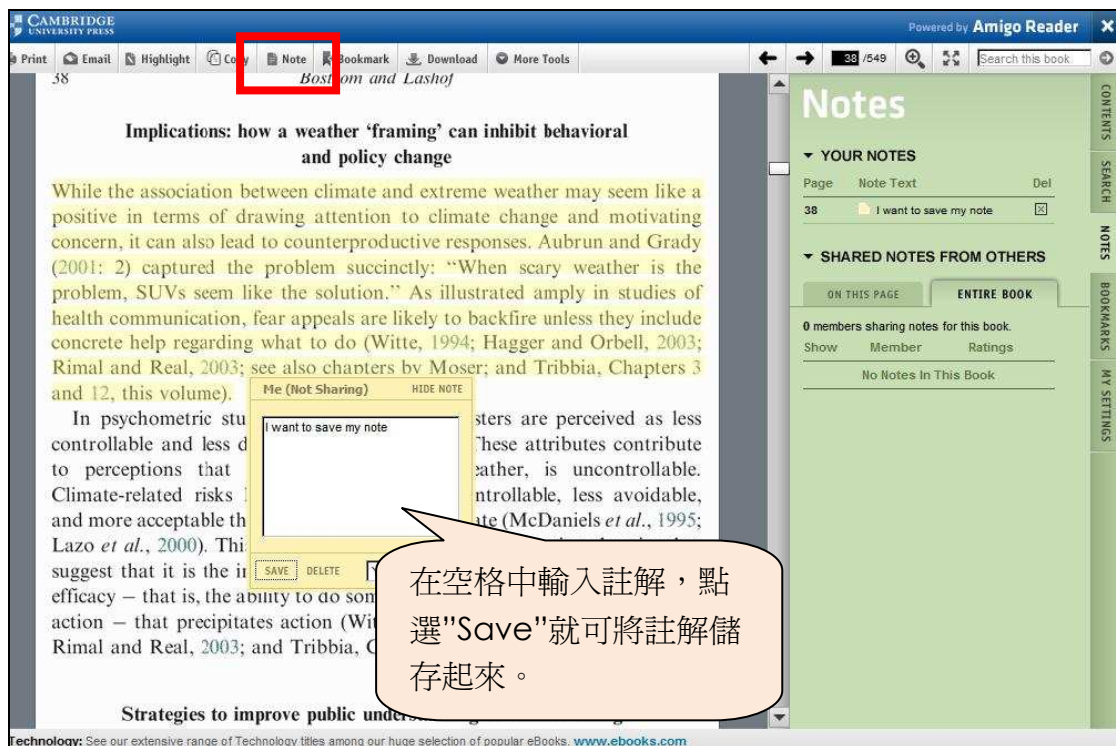
## C. Copy

在 Cambridge eBook Collections 中，您若想引用某段文字到您的寫作中，需先將選中的句子反白，再點選 Copy 工具，這時您所選中的句子會另開新視窗顯示，在新視窗中反白需要的文字，再利用鍵盤中的 Ctrl+C 複製即可。（見下圖）。



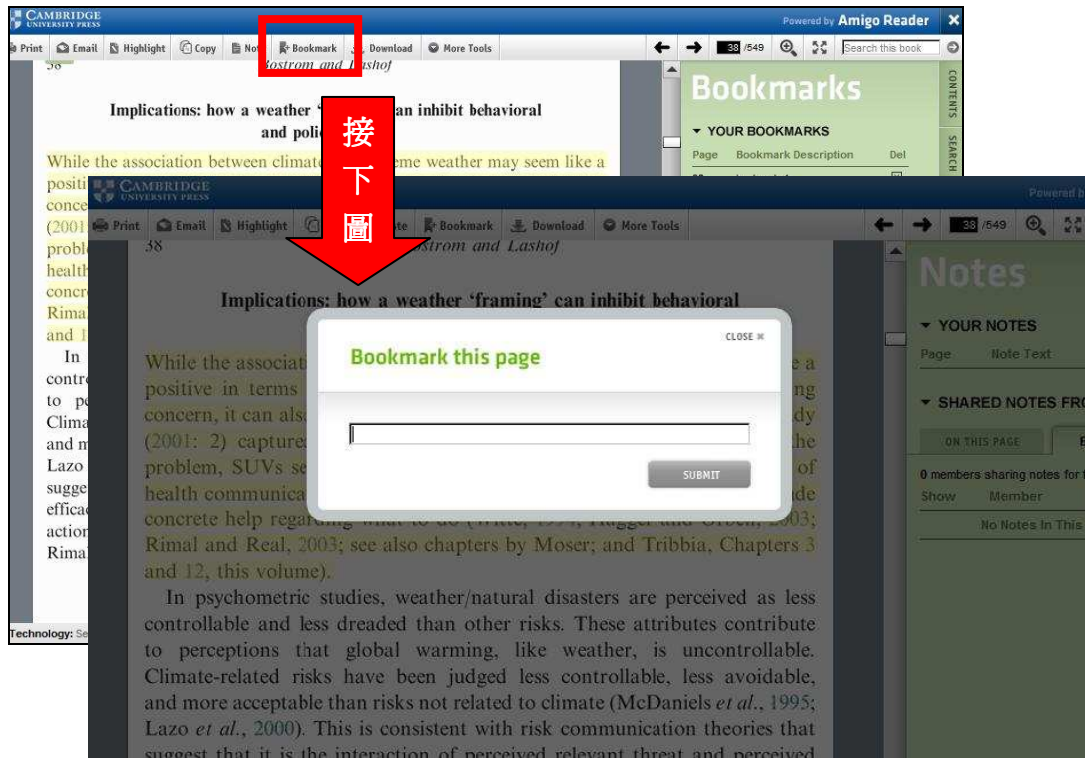
#### D. Note

利用此功能可將個人註解加入在書頁中，輸入後再點選” Save” 儲存即可。



#### E. Bookmark

您可以利用 Bookmark 功能將您所選中的書頁加入書籤。點選此功能後會彈出一對話視窗，在視窗中輸入此書籤的說明。（見下圖）



## F. Download

下載 Adobe digital Editions 程式後，即可將書籍下載至電腦上觀看。點選 Download 選項，即會彈出下圖的視窗，請依照步驟 1, 2 來完成程式安裝與下載。

### Download Instructions

Adobe Digital Editions ("DE") is a free ebook program designed especially for PDF-based ebooks. It's only a small download in comparison with the Adobe Reader, it's lightning fast and very easy to use. If you've been using Adobe Reader to read ebooks previously, you should upgrade to DE now.

#### STEP 1

##### Download Adobe Digital Editions

Click on the image below to download and install Adobe Digital Editions.

Adobe Digital Editions 安裝程式

啟動 Adobe Digital Editions

If you're unable to use the installer above, [click here](#) to manually install Adobe Digital Editions.

#### STEP 2

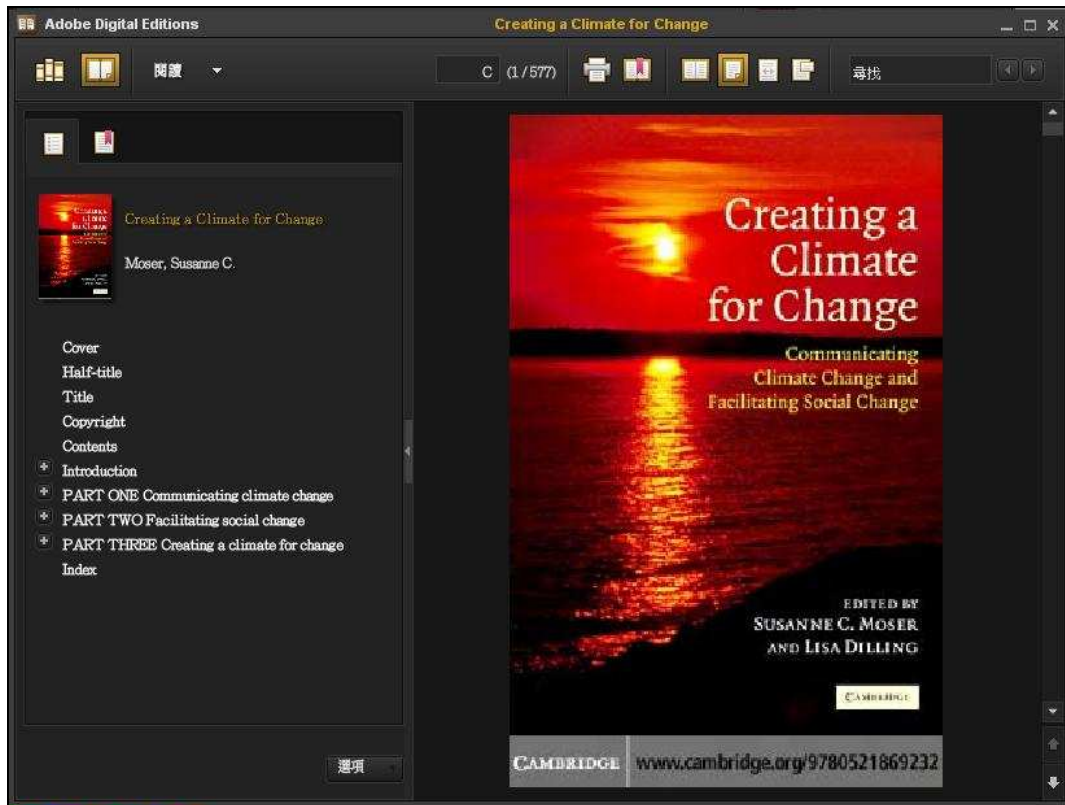
##### Download the Ebook

Once you've installed Adobe Digital Editions, click on the link below and your eBook will download to your computer.

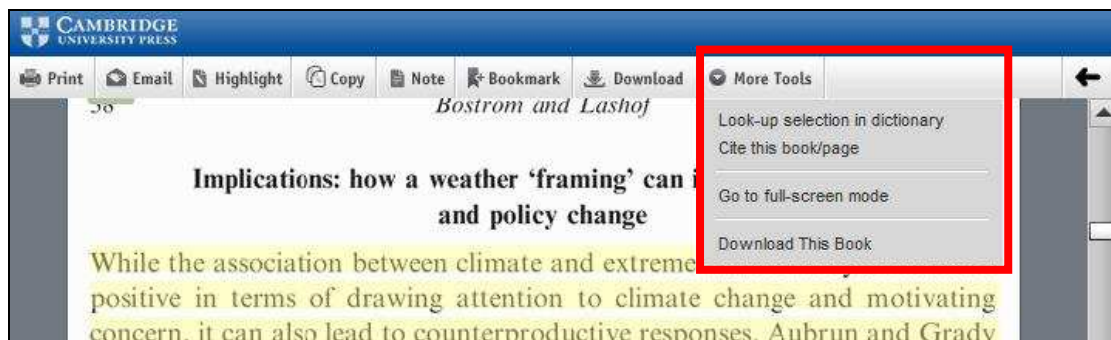
點選安裝程式

點選下載書籍

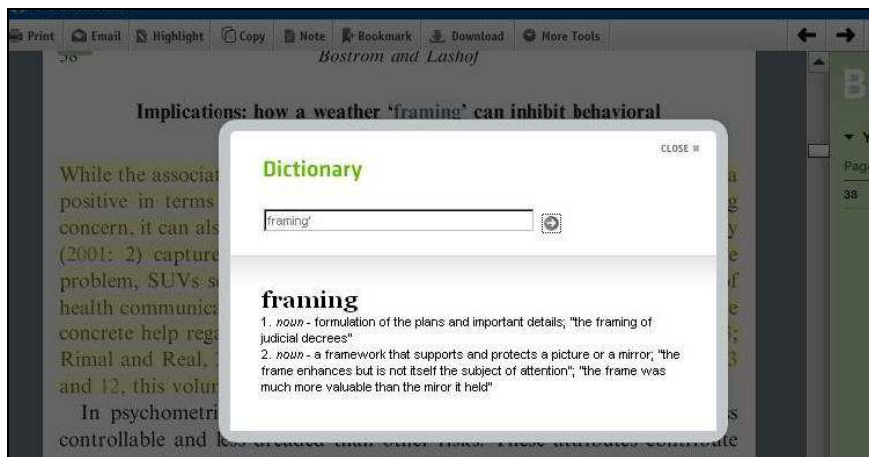
下載後即可在電腦上開啓閱讀，其閱讀畫面如下圖所示。



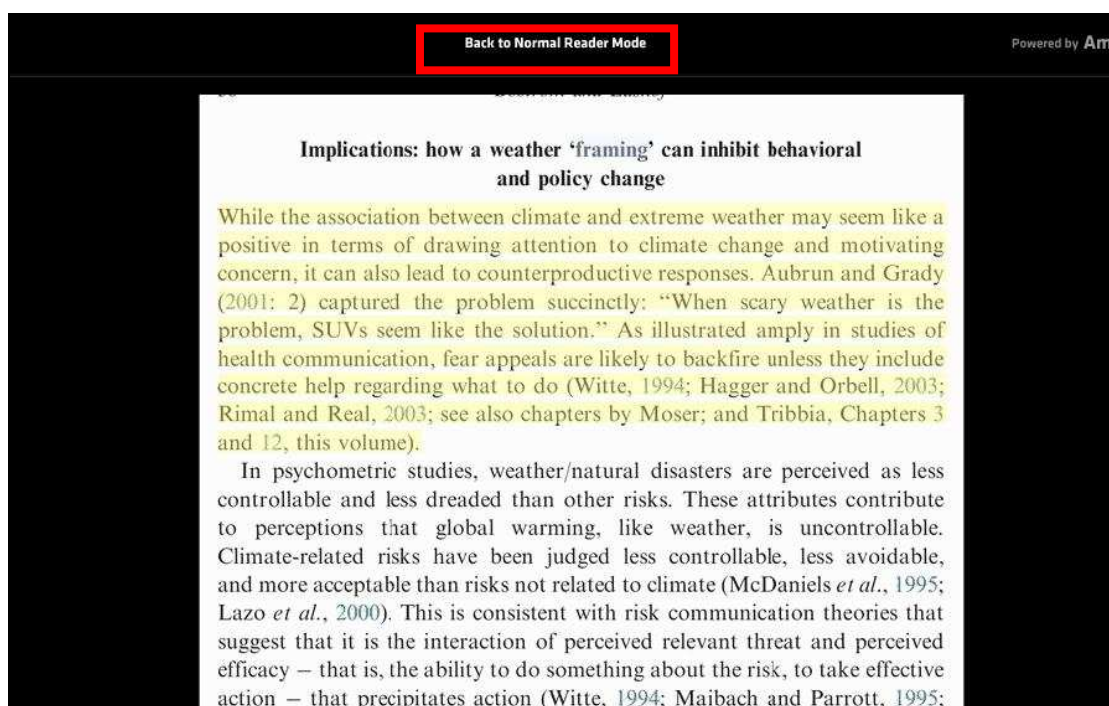
### G. More tools



Look-up selection in dictionary：將字詞反白後點選此功能，即可查找該字詞的英文解釋。



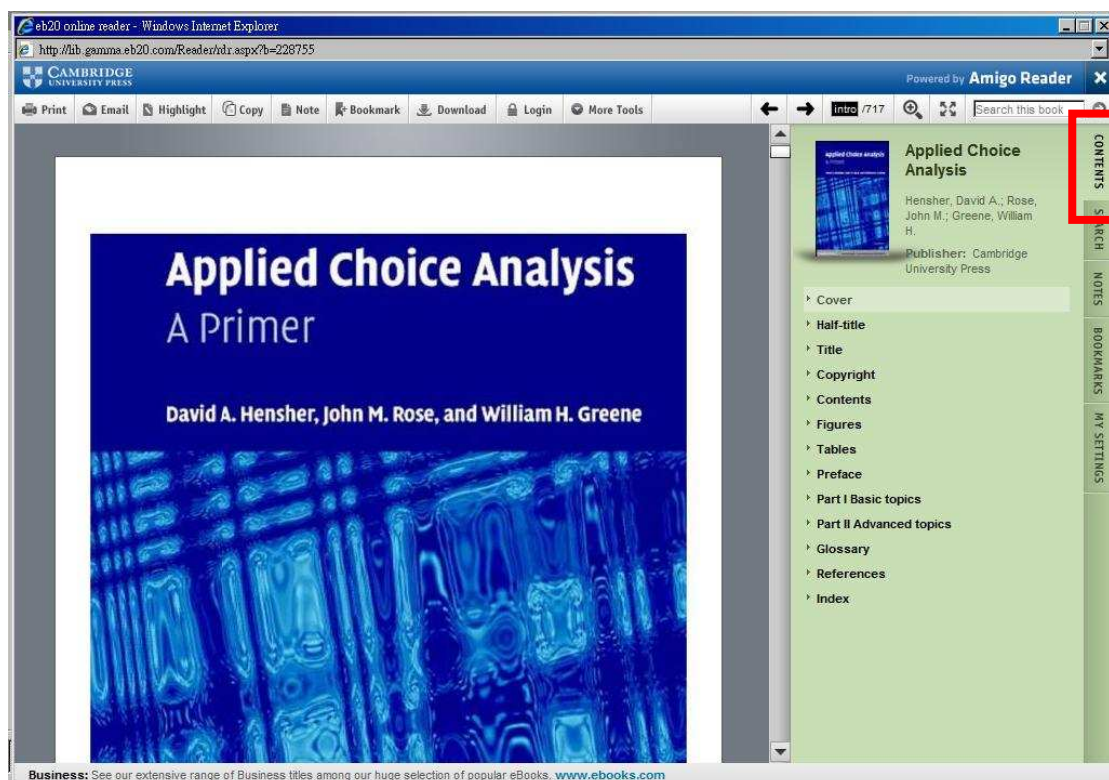
Go to full-screen mode：全文顯示功能。點選畫面中的” Back to Normal Reader Mode” 即可結束全文閱覽。



## 2. 管理工具

### A. Content

透過點選該目錄，快速跳轉到所要閱讀的資訊所在。



## B. Search

在上方檢索框中輸入您的檢索詞可進行書內檢索，而檢索結果會呈現在 Search 欄位中，您可依照檢索結果點選欲閱讀的內容。

The screenshot shows the Amigo Reader interface with a search bar at the top right containing the word "Facilitating". A callout bubble points to this bar with the text "在此輸入檢索詞". Below the search bar, a table of search results is displayed, with a callout bubble pointing to it that says "檢索結果會在此呈現，您可以直接點選連結至關鍵字所在的書頁。". The table lists results with page numbers and snippets of text. A red box highlights the search bar and the results table. The interface also shows a toolbar with options like Print, Email, Highlight, Copy, Note, Bookmark, Download, and Login.

Page	Result in Context
235	PART TWO Facilitating social change
intro	Change Facilitating Social Change Edited by ...
intro	Change Facilitating Social Change The need for ...
intro	II Facilitating social change 15 Stuck in the ...
intro	... existing academic knowledge. Facilitating ...
491	... can play in principle in Facilitating ...
185	... 185 make a difference, thereby Facilitating ...
423	... provide this exact situation. Facilitating ...
529	... freelance, developing resources. Facilitating ...

## C. Notes

利用此功能來管理您所輸入的個人註記，透過點選 Del 來刪除該註記。

The screenshot shows the Amigo Reader interface with a note being viewed. The note text is highlighted in yellow. A callout bubble points to a "Del" button in the notes panel with the text "點選 Del 中的 'x' 圖示，可刪除該註記". The interface also shows a toolbar with options like Print, Email, Highlight, Copy, Note, Bookmark, Download, and More Tools.

**Implications: how a weather 'framing' can inhibit behavioral and policy change**

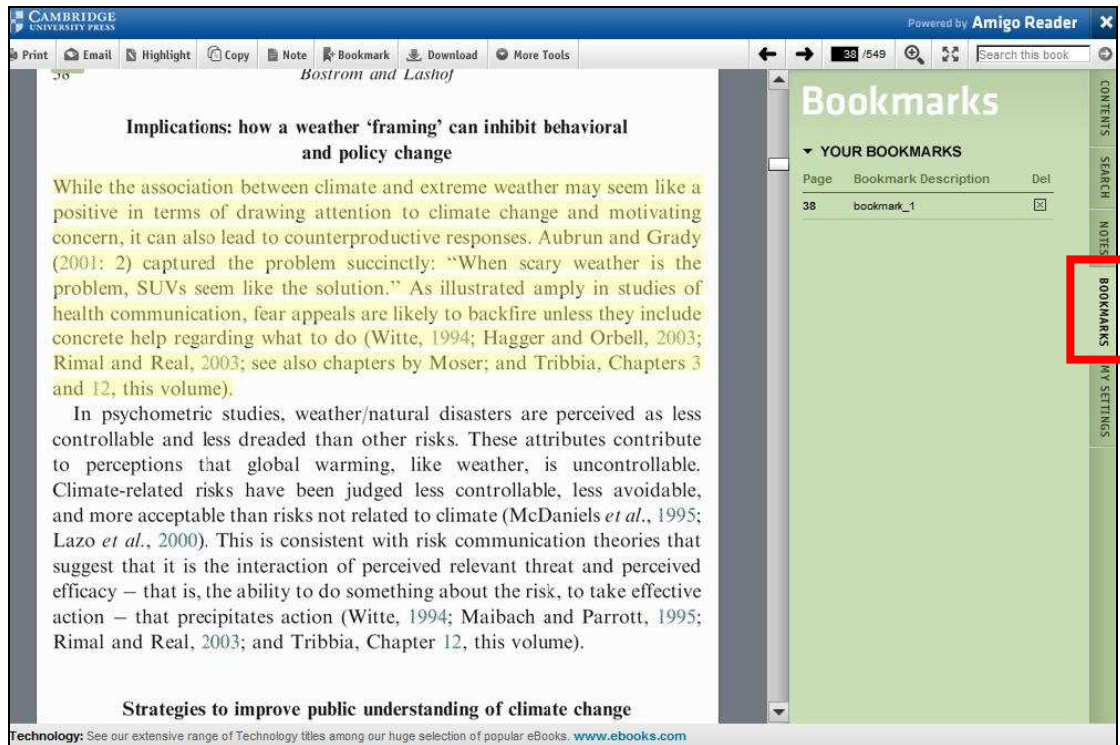
While the association between climate and extreme weather may seem like a positive in terms of drawing attention to climate change and motivating concern, it can also lead to counterproductive responses. Aubrun and Grady 2001: 2) captured the problem succinctly: "When scary weather is the problem, SUVs seem like the solution." As illustrated amply in studies of health communication, fear appeals are likely to backfire unless they include concrete help regarding what to do (Witte, 1994; Hager and Orbell, 2003; Rimal and Real, 2003; see also chapters by Moser; and Tribbia, Chapters 3 and 12, this volume).

In psychometric studies, weather/natural disasters are perceived as less controllable and less dreaded than other risks. These attributes contribute to perceptions that global warming, like weather, is uncontrollable.



## D. Bookmarks

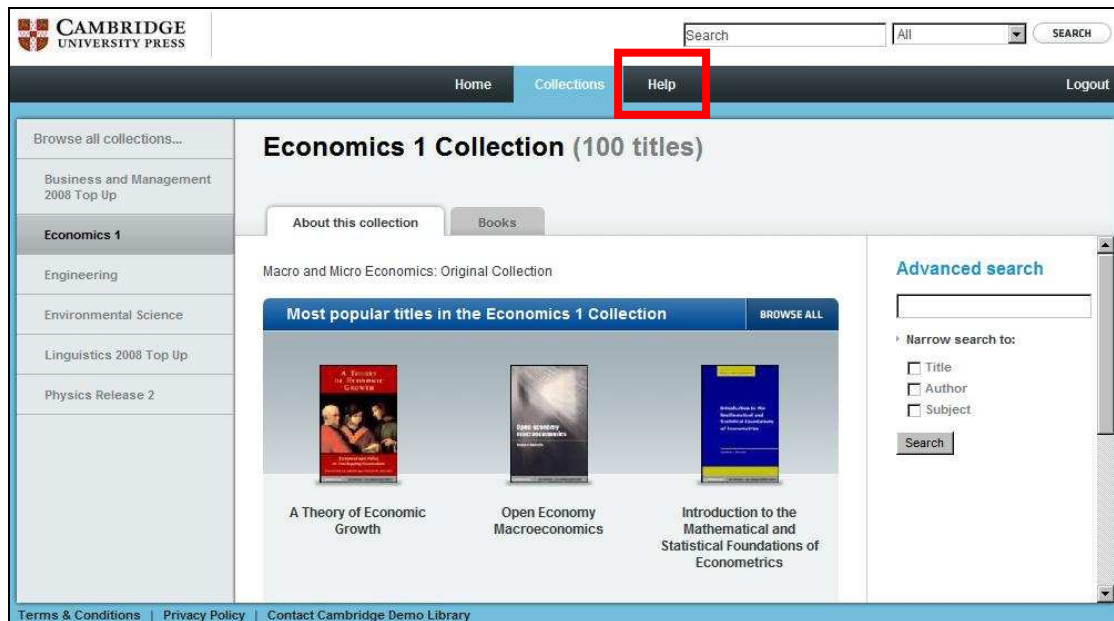
利用此功能管理您加入的書籤。



The screenshot shows the Amigo Reader interface. The main window displays a document page from Cambridge University Press, titled "Implications: how a weather 'framing' can inhibit behavioral and policy change". The text discusses the association between climate and extreme weather. A sidebar on the right is titled "Bookmarks" and contains a table with one entry: "38 bookmark\_1". The "Bookmarks" sidebar is highlighted with a red box. The interface includes a menu bar with options like Print, Email, Highlight, Copy, Note, Bookmark, Download, and More Tools. The document page also has a "Contents" sidebar on the right.

## Help

如有其他使用上的問題，也可點選頁面中的 Help 來取得幫助。



The screenshot shows the Cambridge University Press website. The "Help" link in the navigation menu is highlighted with a red box. The page displays the "Economics 1 Collection (100 titles)" with a list of books, including "A Theory of Economic Growth", "Open Economy Macroeconomics", and "Introduction to the Mathematical and Statistical Foundations of Econometrics". The "Help" link is located in the top navigation bar, between "Collections" and "Logout".